


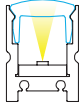
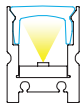
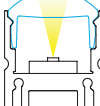
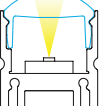
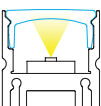
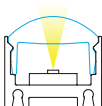
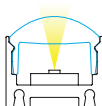
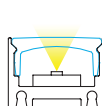


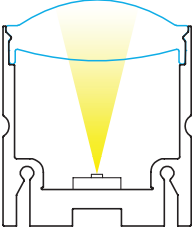
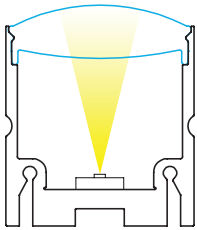
LENSING OPTIONS

2RL, 1QL - LENS BEAM ANGLES (FWHM)			
When Used With	Lens 2 (L2) "Bubble" Profile, Frosted	Lens 3 (L3) Flat Bottom, Frosted	Lens 4 (L4) Contour Profile, Frosted
			
Standard LED Boards	31°	48°	82°
Focus LED Boards (5133 or 5163)	18°	30°	78°

7SL - LENS BEAM ANGLES (FWHM)			
When Used With		Lens 3 (L3) "Bubble"	Lens 4 (L4) Contour Profile
			
Standard LED Boards		44°	76°
Focus LED Boards (5133 or 5163)		42°	65°

8SL, 2QL, 3RL - LENS BEAM ANGLES (FWHM)			
When Used With	Lens 2 (L2) "Bubble", Frosted Top Only	Lens 3 (L3) "Bubble", Frosted Top & Bottom	Lens 4 (L4) Contour Profile
			
Standard LED Boards	32°	51°	92°
Focus LED Boards (5133 or 5163)	26°	50°	89°

8CL, 8FL - LENS BEAM ANGLES (FWHM)			
When Used With	Lens 2 (L2) "Bubble", Frosted Top Only	Lens 3 (L3) "Bubble", Frosted Top & Bottom	Lens 4 (L4) Contour Profile
			
Standard LED Boards	44°	61°	92°
Focus LED Boards (5133 or 5163)	41°	58°	91°

9SL - LENS BEAM ANGLES (FWHM)		
When Used With	Lens 2 (L2) Pronounced "Bubble"	Lens 3 (L3) Medium "Bubble"
		
Standard LED Boards	12°	23°
Focus LED Boards (5133 or 5163)	12°	21°

*Field angle for all lenses is greater than 120°