




# GALAXY SERIES

## PMMA Starfield Fiber




- Compact fixed-focus downlight
- Recessed tension mounting
- PMMA or glass fiber
- Multiple finish options
- Multiple lens options
- Full photometrics using VLT Lux Calculator

## Galaxy Series - PMMA Starfield Fiber

MegoFlex SF

Specifications

CAT. NO. F - MF - SF - PM - 50



**Active Diameter:** 50mm  
**Size of Fibers:** 17 each - 0.50mm  
25 each - 0.75mm  
8 each - 1.0mm  
**Outer Diameter:** 8.7mm (0.343")  
**Bend Radius:** 48.0mm (1.90")  
**Jacket Type:** Megolon S530  
**Weight Per Foot:** 21.64g (0.763 oz.)  
**Operating Temp.:** to -70°C ( 70°C)

**Description:**

Galaxy Series MegoFlex SF (Roblon Starfield 50) PMMA starfield fiber with 50 star fibers and a black megolon S530 jacket; includes combination of 17-0.50mm fibers, 25-0.75mm fiber, and 8-1.0mm fibers; covers 4'x4' area with 3 stars per square foot, for indoor, outdoor and submersible use.

**Max Tails 9mm:** 2

**Max Tails 28mm:** 16



### Starfield Fiber Application Notes

1. The recommended maximum length for a starfield application is 50'. Longer fiber runs are possible, but shorter fiber runs are desirable.
2. When calculating fiber lengths, allow for an extra two foot service loop of cable per fiber run. This service loop will allow for slight changes in illuminator location or orientation, and also allows the cable to be re-harnessed in the future, if required.
3. Fiber exiting the illuminator must remain straight for a minimum of 12" to avoid significantly reduced light transmission.
4. The minimum bending radius for each fiber is shown in the individual product details, but larger bends are recommended if the application permits. The minimum bend radius for the individual raw fibers is 1/4". Fiber exiting the illuminator must remain straight for a minimum of 12" to avoid significantly reduced light transmission. (Refer to Figure 3.)
5. When using conduit to route fiber runs between the illuminator and fixtures, conduit must be large enough to allow the fiber to move freely. Electrical sweeps or bends of 8" - 12" minimum radius must be used at all turns. No hard 90° angles may be used.
6. When planning your application, include enough illuminators to accommodate all desired fiber tails. Refer to the "Max Tails" listing in the individual product details.
7. Refer to the Star Ceiling Application Guide on pg. 222 for more design and installation considerations.
8. Fiber optic cable is not plenum rated. Please consult local codes to determine installation requirements, which may include routing of all fibers through metal conduit.

### Notes:

---

---

---

---

---

---

---

---