




Elegance DownLight 100 - Trimmed and Trimmless



Description

Elegance DownLight product family is a miniature round recessed LED luminaire with a high-grade aluminum body, providing high performance accent or wall wash lighting from deep regressed light source. Following VLT's Eco Design philosophy, Elegance DownLight is available in Trim and Trimmless version with modular and tool free LED-engine and optical accessories site changeable options. Ideal for showcase and display lighting.

Accessories

Honeycomb Louvre, Linear Spread, Pin Hole.

Finish

Black or White color.

Mounting

Recessed.

LED sources

Light Source: LED Module -High Power LED -Power LED
SDCM: 3-Step MacAdam
CCT: 2700K, 3000K, 3500K, 4000K
CRI: 90
LED Wattage : 4.36
Delivered Lumen: 400 lm
IP: 20

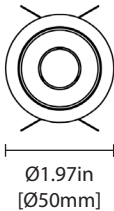
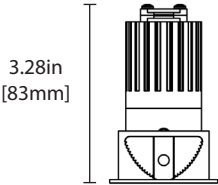
Optic

Lens Beam angle:

- 15°
- 20°
- 32°
- 40°

Driver

Constant Current, 350mA.
Driver sold seperately.



ELL - EPDL100 -					
LED		CCT		Finish	
BR21H	400 lm, 4.5w, 90 CRI	27	2700°K	BL	Black
		30	3000°K	WH	White
		35	3500°K		
		40	4000°K		
Lens		Trim		Listings	
15	15° Lens	T	Trimmed	UL	UL Listed
20	20° Lens	S	Trimmless Sheetrock	CE	CE Marked (RoHS)
32	32° Lens	P	Trimmless Solid Surface		
40	40° Lens				

Optical Accessories

Honeycomb Louvre	Linear Spread	Pin Hole
101111 (Black) 101112 (White)	101113 (Black) 101114 (White)	101115 (Black) 101116 (White)