
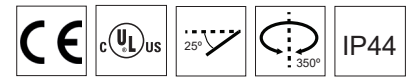
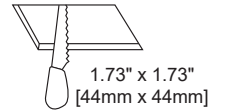




Elegance Adjustable Downlight



Cutout Dimensions



Description

Elegance Adjustable Downlight is a miniature round or square recessed 2W LED spotlight with a high-grade aluminum body, providing a high performance accent or wall wash lighting with an adjustable light source. Following VLT's Eco Design philosophy, installation is quick and easy installation via concealed springs for snap-in catch action for minimum ceiling thickness. Pre-wired with lead cable and male/female plugs ready to plug-in to power multi or single unit. Available in a round trimmed flange version with a modular and tool-free LED engine and optical accessories that offer site changeable options. Elegance Adjustable Downlights tilt vertically 0-25° and rotate horizontally 350° providing an ideal adjustable solution for showcase and display lighting.

Finish

Powder coat in Black, White or Silver.

Mounting

Minimum Installation Thickness: 0.125" (Max Tilt ±25°)

Maximum Installation Thickness: 1.00" (Max Tilt ±10°)

Concealed springs for snap-in catch action.

Pre-wired with lead cable, male/female plugs.

Accessories

Extension cables available.

LED Sources

Applied LED: High power LED chip

SDCM: 3-Step MacAdam

CCT: 2700K, 3000K, 3500K, 4000K

CRI: 90

LED Wattage: 2.0W

Delivered Lumens: 150Lm

Optics

14° Narrow and 40° Wide beam angles available.

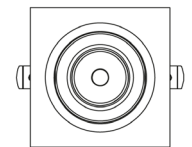
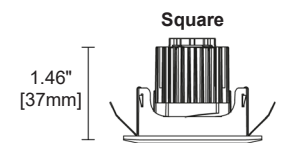
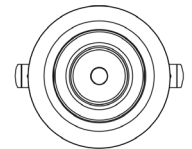
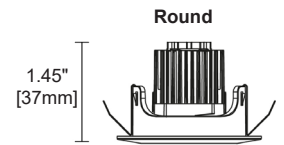
Driver

500mA Constant Current, 0-10V Dimming

Certification

Indoor IP44 rated

UL/CE Listed



ELL	-		-	BN11	-		-		-	T	-	UL
-----	---	--	---	------	---	--	---	--	---	---	---	----

Series	Type	LED	CCT	Finish	Lens Options	Trim	Listing
ELL Elegance Series Downlight	ERA50 Adjustable Round	BN11 150Lm, 2.0W, 90CRI	27 2700K	BL Black	14 14° Narrow Beam	T Trimmed	UL UL Listed
	ESA50 Adjustable Square		30 3000K	WH White	40 40° Wide Flood		
			35 3500K	AL Silver			
			40 4000K				