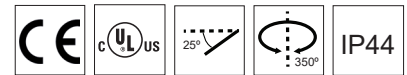




# Elegance Adjustable Deep Downlight



Cutout Dimensions



## Description

Elegance Adjustable Deep Downlight is a miniature round or square recessed 2W LED spotlight with a high-grade aluminum body in a deep regressed adjustable light source. Following VLT's Eco Design philosophy, installation is quick and easy installation via concealed springs for snap-in catch action for minimum ceiling thickness.

Pre-wired with lead cable and male/female plugs ready to plug-in (multiple or single fixtures) to LED driver. Available in a Round Trimmed flange version with a modular and tool-free LED engine and optical accessories that offer site changeable options. Elegance Round Deep Downlights tilt vertically 0-25° and rotate horizontally 350° providing an ideal adjustable solution for showcase and display lighting.

## Finish

Powder coat in Black, White or Silver finish.

## Mounting

**Minimum Installation Thickness:** 0.125" (Max Tilt ±25°)

**Maximum Installation Thickness:** 1.00" (Max Tilt ±25°)

Concealed springs for snap-in catch action.

Pre-wired with lead cable, male/female plugs.

## Accessories

Extension cables available.

## LED Sources

**Applied LED:** High power LED chip

**SDCM:** 3-Step MacAdam

**CCT:** 2700K, 3000K, 3500K, 4000K

**CRI:** 90

**LED Wattage:** 2.0W

**Delivered Lumens:** 150Lm

## Optics

14° Narrow and 40° Wide beam angles available.

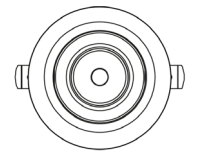
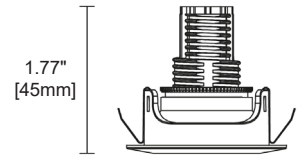
## Driver

500mA Constant Current, 0-10V Dimming

## Certification

Indoor IP44 rated

UL/CE Listed



ELL	-	EDP50	-	BN11	-		-		-		-	T	-	UL
Series	Type	LED	CCT	Finish	Lens Options	Trim	Listing							
ELL Elegance Series Downlight	EDP50 Adjustable Deep Round	BN11 150Lm, 2.0W, 90CRI	27 2700K 30 3000K 35 3500K 40 4000K	BL Black WH White AL Silver	14 14° Narrow Beam 40 40° Wide Flood	T Trimmed	UL UL Listed							