


CORAL SERIES

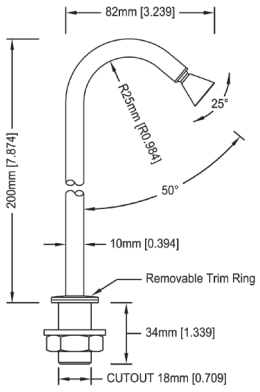
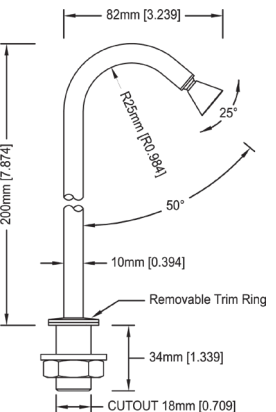
Fiber Optic Accent/Showcase Fixtures



- Wall or cabinet mount
- Flexible gooseneck or custom rigid shapes
- PMMA or glass fiber
- Variable height and radius
- Discrete fixtures for lighting small items

Coral Series - Fiber Optic Accent/Showcase Fixtures

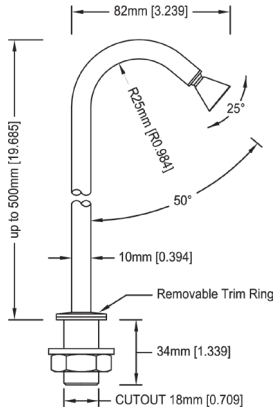
Fixed Fiber Optic Accent/Showcase Fixtures

	Specifications	CAT. NO. CR - JT - AD - 10 - NL -
	<p>Fiber Type: PMMA Fiber Sizes: 4.5mm Ferrule Type: Jewelry Tube Ferrule Fixture Style: Adjustable Focus Fixture Size: 10mm OD Tube Lens Type: No Lens Beam Angle: 54° Mounting: Semi-Recessed, Nut Primary Material: Brass</p>	<p>Description: Coral Series (Roblon Jewelry Tube) adjustable focus with no lens and 200mm height for indoor use (IP20); wide 54° beam angle; accepts 4.5mm PMMA; up to 25° tilt angle and 360° rotation; semi-recessed mounting with nut.</p> <p>Finishes Available: Black (BL), Bronze (BZ), Chrome (CH) or Satin Chrome (SCH)</p>
	<p>Fiber Type: PMMA Fiber Sizes: 4.5mm Ferrule Type: Jewelry Tube Ferrule Fixture Style: Adjustable Focus Fixture Size: 10mm OD Tube Lens Type: 12mm Domed Glass Lens Beam Angle: 27° to 37° Mounting: Semi-Recessed, Nut Primary Material: Brass</p>	<p>Description: Coral Series (Roblon Jewelry Tube) adjustable focus with 12mm domed glass lens and 200mm height for indoor use (IP20); medium 27°-37° beam angle (fiber size dependent); accepts 4.5mm PMMA; up to 25° tilt angle and 360° rotation; semi-recessed mounting with nut.</p> <p>Finishes Available: Black (BL), Bronze (BZ), Chrome (CH) or Satin Chrome (SCH)</p>

Coral Series - Fiber Optic Accent/Showcase Fixtures

Specifications

CAT. NO. CR/C - JT - AD - 10 - NL -



Fiber Type: PMMA
Fiber Sizes: 4.5mm
Ferrule Type: Jewelry Tube Ferrule
Fixture Style: Adjustable Focus
Fixture Size: 10mm OD Tube
Lens Type: No Lens
Beam Angle: 54°
Mounting: Semi-Recessed, Nut
Primary Material: Brass

Description:

Coral Series (Roblon Jewelry Tube) adjustable focus with no lens and 200mm height for indoor use (IP20); wide 54° beam angle; accepts 4.5mm PMMA; up to 25° tilt angle and 360° rotation; semi-recessed mounting with nut.

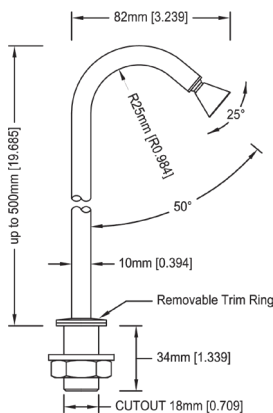
Finishes Available:

Black (BL), Bronze (BZ), Chrome (CH) or Satin Chrome (SCH)

BL
BZ
CH
SCH

Specifications

CAT. NO. CR/C - JT - AD - 10 - 12M -



Fiber Type: PMMA
Fiber Sizes: 4.5mm
Ferrule Type: Jewelry Tube Ferrule
Fixture Style: Adjustable Focus
Fixture Size: 10mm OD Tube
Lens Type: No Lens
Beam Angle: 54°
Mounting: Semi-Recessed, Nut
Primary Material: Brass

Description:

Coral Series (Roblon Jewelry Tube) adjustable focus with 12mm domed glass lens and customizable height up to 500mm for indoor use (IP20); medium 27°-37° beam angle (fiber size dependent); accepts 4.5mm PMMA; up to 25° tilt angle and 360° rotation; semi-recessed mounting with nut.

Finishes Available:

Black (BL), Bronze (BZ), Chrome (CH) or Satin Chrome (SCH)

BL
BZ
CH
SCH

FIBER OPTIC LIGHTING

Coral Series - Fiber Optic Accent/Showcase Fixtures

Fixed Fiber Optic Accent/Showcase Fixtures

	Specifications	CAT. NO. CR - ID - RG - 5 - NL -
	<p>Fiber Type: PMMA or Glass Fiber Sizes: 2.0mm, 3.0mm Ferrule Type: Indoor Ferrule Fixture Style: Rigid Tube Fixture Size: 5mm OD Tube Lens Type: No Lens Beam Angle: 54° Mounting: Semi-Recessed, Tension Clip Primary Material: Aluminum</p>	<p>Description: Coral Series (Roblon Light Tube) 5mm rigid light tube with embedded 3.0mm fiber and no lens; custom lengths and shapes available; tube rotates 360° in base; accepts PMMA and glass fiber up to 3.0mm to couple with embedded fiber; semi-recessed with tension clips; multiple finishes available.</p> <p>Finishes Available: Silver (AL), Black (BL), Bronze (BZ)</p>
	<p>Fiber Type: PMMA or Glass Fiber Sizes: 2.0mm, 3.0mm, 4.5mm Ferrule Type: Indoor Ferrule Fixture Style: Rigid Tube Fixture Size: 6mm OD Tube Lens Type: No Lens Beam Angle: 54° Mounting: Semi-Recessed, Tension Clip Primary Material: Aluminum</p>	<p>Description: Coral Series (Roblon Light Tube) 5mm rigid light tube with embedded 4.5mm fiber and no lens; custom lengths and shapes available; tube rotates 360° in base; accepts PMMA and glass fiber up to 4.5mm to couple with embedded fiber; semi-recessed with tension clips; multiple finishes available.</p> <p>Finishes Available: Silver (AL), Black (BL), Bronze (BZ)</p>
	<p>Fiber Type: PMMA or Glass Fiber Sizes: 6.0mm Ferrule Type: Indoor Ferrule Fixture Style: Rigid Tube Fixture Size: 8mm OD Tube Lens Type: No Lens Beam Angle: 54° Mounting: Semi-Recessed, Tension Clip Primary Material: Aluminum</p>	<p>Description: Coral Series (Roblon Light Tube) 8mm rigid light tube with embedded 6.0mm fiber and no lens; custom lengths and shapes available; tube rotates 360° in base; accepts PMMA and glass fiber up to 6.0mm to couple with embedded fiber; semi-recessed with tension clips; multiple finishes available.</p> <p>Finishes Available: Silver (AL), Black (BL), Bronze (BZ)</p>

FIBER OPTIC LIGHTING

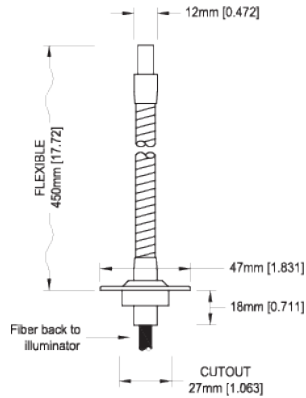
Coral Series - Compact Accent Fixtures

	Specifications	CAT. NO. CR - CR - RG - 5 - NL -
	<p>Fiber Type: PMMA or Glass Fiber Sizes: 3.0mm Ferrule Type: Coral Termination Fixture Style: Rigid Tube Fixture Size: 5mm OD Tube Lens Type: No Lens Beam Angle: 54° Mounting: Semi-Recessed, Tension Clip Primary Material: Aluminum</p>	<p>Description: Coral Series (Roblon Light Tube) 5mm rigid light tube with embedded Ø3mm fiber and no lens; custom lengths and shapes available; tube rotates 360° in base; embedded fiber routes back to illuminator as tail for up to 40% more light output than coupled version; semi-recessed with tension clips; multiple finishes available.</p> <p>Finishes Available: Silver (AL), Black (BL), Bronze (BZ)</p>
	<p>Fiber Type: PMMA or Glass Fiber Sizes: 3.8mm (21 strands) Ferrule Type: Coral Termination Fixture Style: Rigid Tube Fixture Size: 6mm OD Tube Lens Type: No Lens Beam Angle: 54° Mounting: Semi-Recessed, Tension Clip Primary Material: Aluminum</p>	<p>Description: Coral Series (Roblon Light Tube) 6mm rigid light tube with embedded Ø3.8mm fiber and no lens; custom lengths and shapes available; tube rotates 360° in base; embedded fiber routes back to illuminator as tail for up to 40% more light output than coupled version; semi-recessed with tension clips; multiple finishes available.</p> <p>Finishes Available: Silver (AL), Black (BL), Bronze (BZ)</p>
	<p>Fiber Type: PMMA or Glass Fiber Sizes: 6.0mm Ferrule Type: Coral Termination Fixture Style: Rigid Tube Fixture Size: 8mm OD Tube Lens Type: No Lens Beam Angle: 54° Mounting: Semi-Recessed, Tension Clip Primary Material: Aluminum</p>	<p>Description: Coral Series (Roblon Light Tube) 8mm rigid light tube with embedded Ø6mm fiber and no lens; custom lengths and shapes available; tube rotates 360° in base; embedded fiber routes back to illuminator as tail for up to 40% more light output than coupled version; semi-recessed with tension clips; multiple finishes available.</p> <p>Finishes Available: Silver (AL), Black (BL), Bronze (BZ)</p>

Coral Series - Compact Accent Fixtures

Specifications

CAT. NO. CR - FA - FL - 10 - NL - BL



Fiber Type: PMMA or Glass
Fiber Sizes: 4.5mm
Ferrule Type: Flex Arm Termination
Fixture Style: Flexible Tube
Fixture Size: 10mm OD Tube
Lens Type: No Lens
Beam Angle: 54°
Mounting: Semi-Recessed, Screwed
Primary Material: Aluminum

Description:

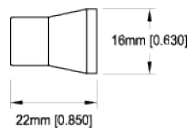
Coral Series (Roblon Flex Arm Termination) 10mm flexible gooseneck light tube with embedded Ø4.5mm fiber tail and no lens; tube rotates 360° in base; custom lengths and shapes available; screws provided.

Finishes Available:

Black (BL)

Specifications

CAT. NO. CR - AR - FL - 10 - BL



Accessory: 12mm Domed Glass Lens
Fixture Style: Flexible Tube
Beam Angle: 24° - 34°

Description:

Coral Series accessory 12mm domed glass lens for use with flexible gooseneck light tube.

Finishes Available:

Black (BL)